

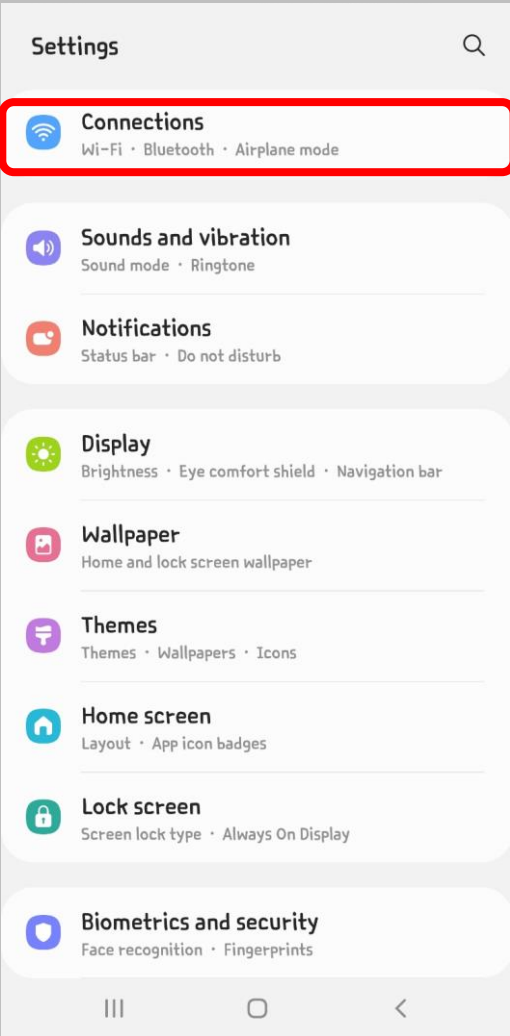
Wi-Fi Setting guide

- Android OS -

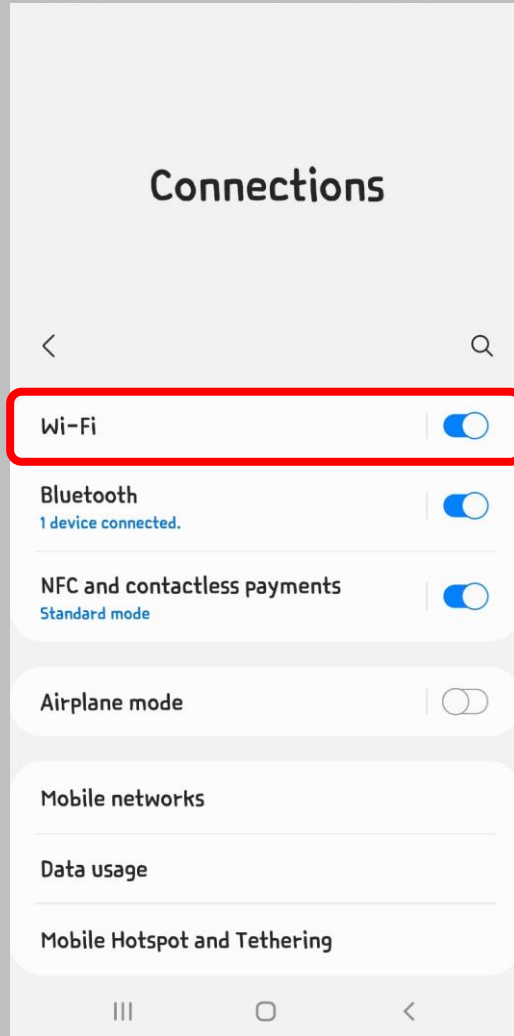


HANYANG UNIVERSITY

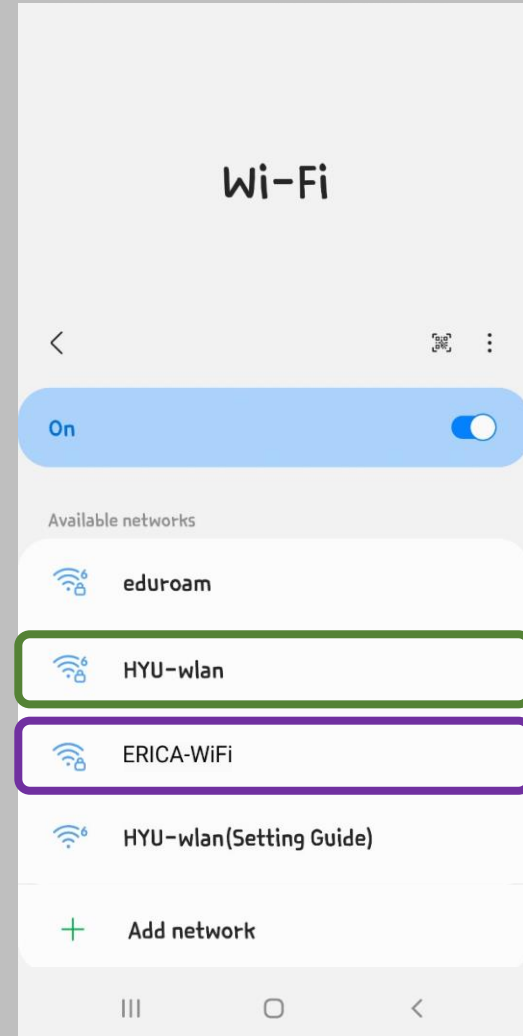
Settings → "Connections"



Connections → "Wi-Fi"



Select the Wi-Fi network entry
Seoul Campus : HYU-wlan
ERICA Campus : ERICA-WIFI



EAP method → PEAP
CA certificate → Don't validate
ID/PW → Enter information by type

Advanced → Phase 2 authentication
→ "GTC" Selection → Connect

Connection complete

< HYU-wlan

EAP method
PEAP

Identity
HY-IN ID

Password
.....

CA certificate
Don't validate

No certificate specified. Your connection won't be private.

Auto reconnect

Advanced

| TYPE | ID |
|------|----------------|
| HYU | 'HYU ID' |
| HYWU | 'HYWU ID'@hywu |
| HYCU | 'HYCU ID'@hycu |

< HYU-wlan

Auto reconnect

Advanced

Phase 2 authentication
GTC

Anonymous identity

IP settings
DHCP

Proxy
None

Metered network
Detect automatically

MAC address type
Randomized MAC

Connect

< Wi-Fi

On

Current network

HYU-wlan
Connected

Available networks

eduroam

HYU-wlan (Setting Guide)

+ Add network