

WIFI setting for iOS (iphone, ipad, ipod)



HANYANG UNIVERSITY

iOS Mobile Setting

- iOS is the iPhone that uses the network settings screen for the wireless LAN.
- Both devices are set to use the same IOS.

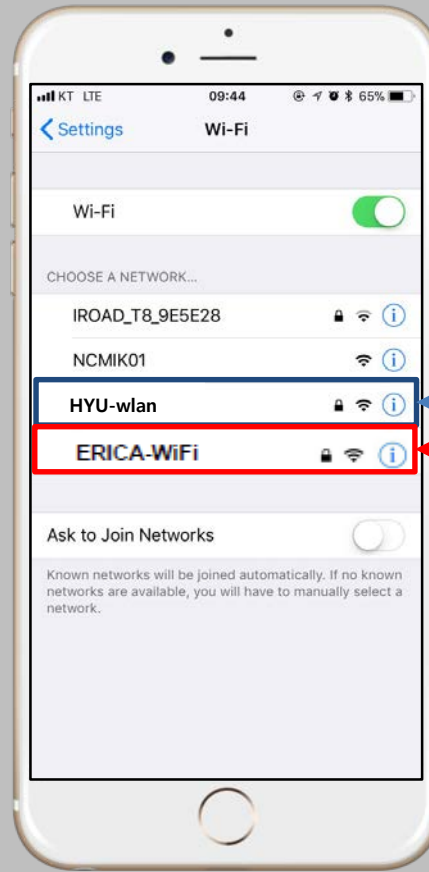
STEP.01

'Settings' -> Wi-Fi



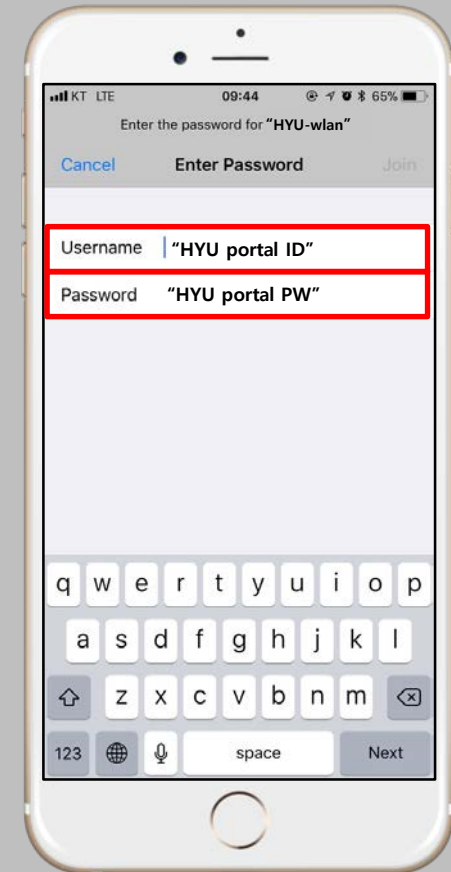
STEP.02

Wi-Fi enabled -> Choose a Network
Seoul Campus : HYU-wlan
ERICA Campus : ERICA-WiFi



STEP.03

Enter application
ID : HYU Portal ID
PW : HYU portal PW

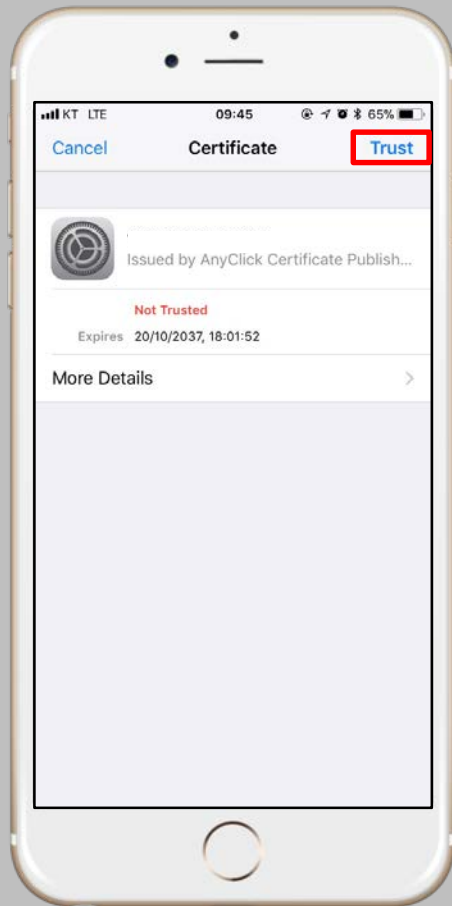


iOS Mobile Setting

- iOS is the iPhone that uses the network settings screen for the wireless LAN.
- Both devices are set to use the same IOS.

STEP.04

Select Certificate screen
Select "Trust"



STEP.05

Complete connection

